

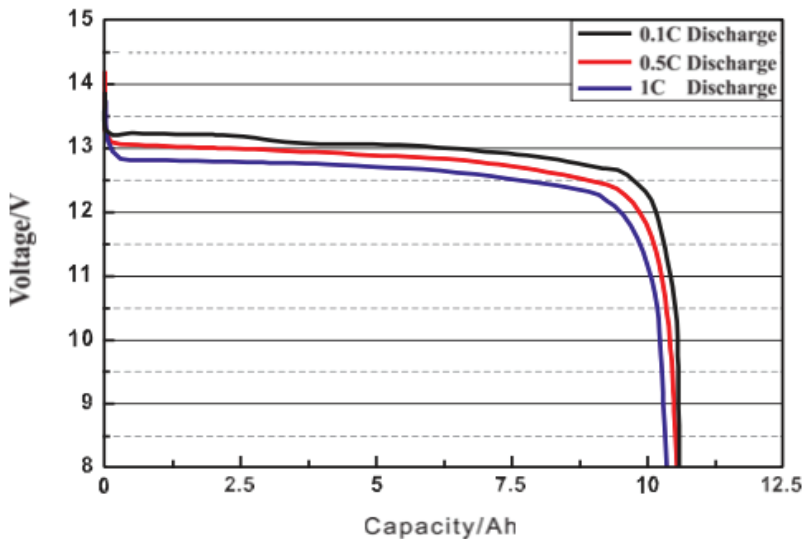


CYCLE LIFE

CAPACITY AT DIFFERENT CYCLES AT 100% DOD

100 cycles	99.7
500 cycles	96.3
1000 cycles	90.8
1500 cycles	85.4
2000 cycles	80.1

12V 10AH LITHIUM ION BATTERY



Amp Hours: 10AH

Voltage: 12.8V Nominal

Peak Amps: 200

Life Expectancy: 3000-5000 Cycles

Weight (Battery Only): 3.95lbs. / 1.79kg

Efficiency: 99%

Minutes at 10A: 60

Max Continuous Charge: 0.5C = 5A

Max Continuous Discharge: 1C = 10A

Operating Temperature: -4 + 158 F / -20 + 70 C

Auto Low Voltage Cutoff: 8V - 10V

Auto Over Voltage Cutoff: 15.8V

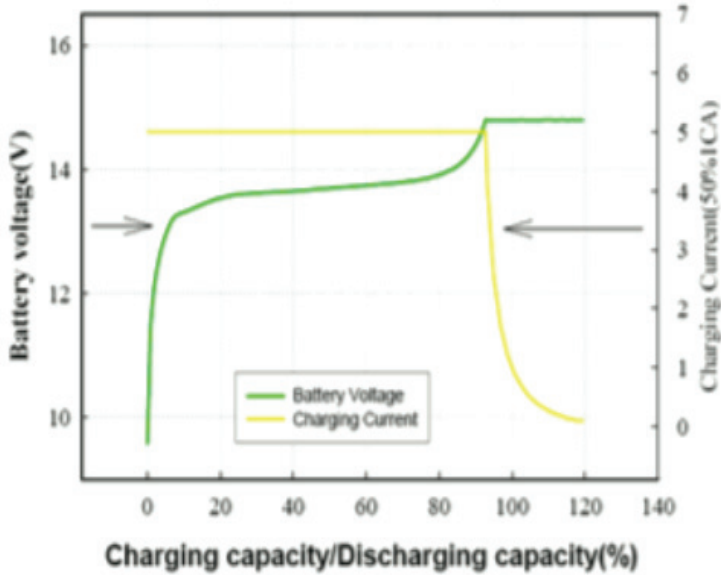
Charge Voltage: CC/CV 14.6V / Float 13.8V

Max Series Connection: 4

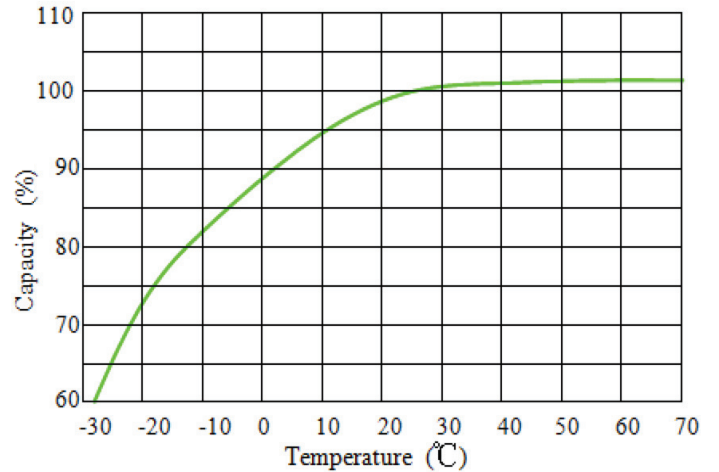
Max Parallel Connection: 4

Cell Type: Cylindrical LiFePO₄

constant voltage charging characteristic
(0.5CA, 25Celsius scale)



Temperature effects on capacity at 0.2C



Cycle life with DOD at 25°C, 0.2C

